

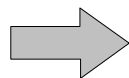



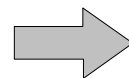
OXYGUARD Ocean DOセンサー 電極再生方法



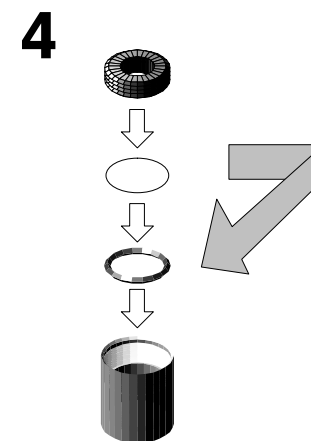
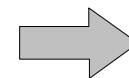
1 保護カバーを外す



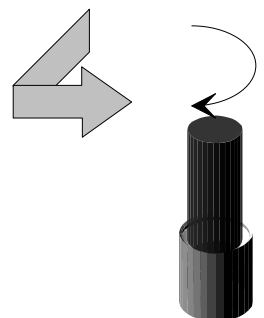
2 メンブランキャップ取る



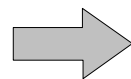
3 専用工具でメンブランと
O-リングを取り出す




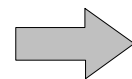
4 新しいメンブランと
O-リングを入れる



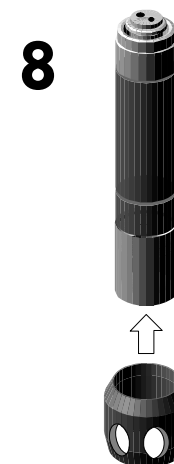
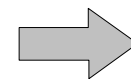
5 専用工具で固定する



6 電解液を入れる



7 酸素電極に取りつける



8 保護カバーを付ける